


9225WC Series

32.768kHz Clock oscillator, 2.5 x 2.0mm, HCMOS



REACH and RoHS compliant
 Frequency of 32.768kHz with AT cut crystal stability (Divider circuit)
 Wide range of supply voltages

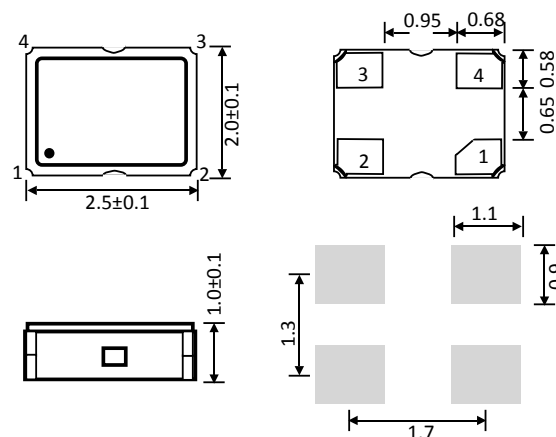


Parameters	Specification	Remarks
Frequency	F_nom 32.768kHz	
Supply voltage	Vcc 1.5V, 1.8V, 2.5V, 3.3V	±5% tolerance
Frequency stability	F_stb ±20.0ppm ~ ±100.0ppm	Over operating temperature range
Aging	F_age ±5.0ppm max	25°C, 1 st year
Operating temperature range (°C)	Topr 0°C ~ +70°C to -40°C ~ +85°C	Table 1
Storage temperature (°C)	Tstg -55°C ~ +125°C	
Output waveform	HCMOS	
Output load	15pF typical	
Output voltage high	Voh 90% of Vcc min	
Output voltage low	Vol 10% of Vcc max	
Rise time	Tr 200.0nsec max	Measured over 10% to 90% of waveform
Fall time	Tf 200.0nsec max	
Duty cycle	45%/55%, 40%/60%	
Current consumption	Icc Table 2	
Start-up time	T_str 3.0msec max	
Moisture sensitive level	MSL 1	
ESD sensitive device	Yes	
Tristate	Pad 1	70% of Vcc min to Enable output
		30% of Vcc max to disable output - High impedance

Temperature (°C)	Frequency stability (ppm)				
	±20.0	±25.0	±30.0	±50.0	±100.0
0 ~ +70	√	√	√	√	√
-20 ~ +70	√	√	√	√	√
-40 ~ +85	√	√	√	√	√

Frequency	Supply voltage	
	1.5V, 1.8V	2.5V, 3.3V
32.768kHz	0.7mA	1.5mA

Dimensions(Unit:mm)



- Pad 1 : Tri-state
- Pad 2 : Ground
- Pad 3 : Output
- Pad 4 : Supply voltage

9225WC Series

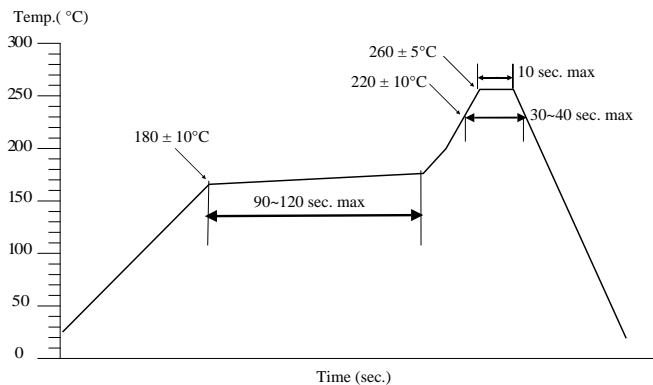
32.768kHz Clock oscillator, 2.5 x 2.0mm, HCMOS



Part number generation									
RLW	3	B	B	I	S	E	P	L	-PF
ACT series Code	Frequency (MHz)	Frequency stability (\pm ppm)	Supply voltage (V)	Operating temp. range ($^{\circ}$ C)	Duty Cycle (%/%)	Output wave	Tristate	Tape & Reel	RoHS Code
RLW	5 digit require to specify kHz frequency. $\leq 99.99\text{kHz}$ 10=00001 32.768=00003 $\geq 100\text{kHz}$ 100=00010 250=00025	20 = I 25 = C 30 = H 50 = B 100 = A	1.5 = N 1.8 = D 2.5 = C 3.3 = B	0 ~ +70 = E -20 ~ +70 = B -40 ~ +85 = I	40/60 = S 45/55 = H	HCMOS 15pF = E	Tristate = P None = N	Loose = L 3000 = D	-PF

Note: It is important to suffix the above part number with full frequency required to give a completed part number as illustrated below.
 Full Example part number : **RLW00003BBIHEPL-PF[32.768kHz]**

Solder reflow profile



Drawing control: (Internal use only)
 Commodity code: 854370 90 99 for $f < 1.8\text{MH}$ or $> 67\text{MHz}$
 Issue number : N1
 Date : 01/02/2017
 Internal reference : Skr