

XTAL

CLK OSC

VCXO

TCXO

OCXO

MCF

XTAL


CLK OSC

VCXO

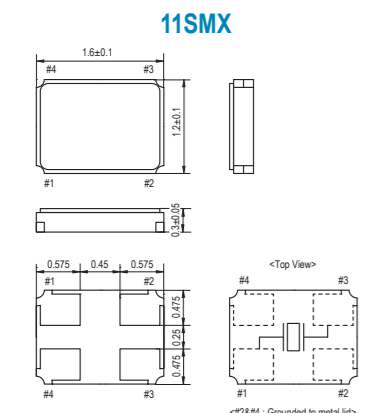
TCXO

OCXO

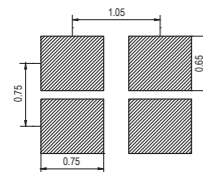
MCF



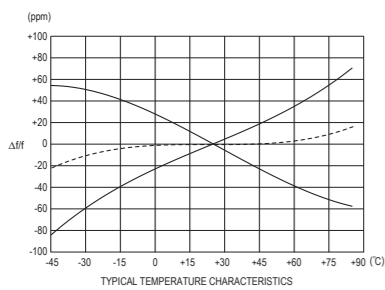
Actual size 0.0018 gm (wt.)



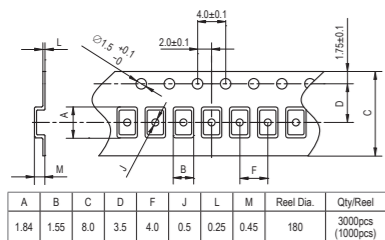
SOLDERING PATTERN



AT-CUT



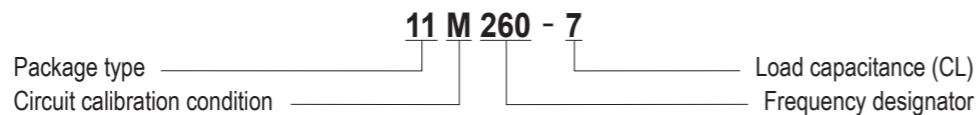
TAPE SPECIFICATIONS



STANDARD SPECIFICATIONS

Item	Specifications
Package type	11SMX
Frequency range	24.000 MHz to 80.000 MHz
Frequency tolerance	±30 ppm at +25°C ±3°C
Temperature stability (referred to +25°C)	±30 ppm over -20°C to +70°C
Load capacitance (CL)	7 pF, Typical
Shunt capacitance (C0)	5 pF max.
Drive level (P)	100 μW max. (10 μW for testing)
Aging	±5 ppm max. at +25°C ±3°C per year
Cut / Oscillation mode	AT-Cut / Fundamental
Reflow condition	10 seconds max. at +250°C ±10°C

PART NUMBERING GUIDE



Example

SMI Part No.	Package	Circuit Calibration Condition	Frequency
11M260-7	11 = 11SMX	M = Parallel resonance CL= 7 pF	260 = 26.000 MHz
11S384	11 = 11SMX	S = Series resonance	384 = 38.400 MHz

PACKAGE DATA

Item	Package	11SMX
Lid		Metal
Base		Ceramic
Sealing		Seam
Terminal		Tungsten (metalized)
Terminal plating		Gold / Nickel (surface) / (under)
RoHS		Compliant (Pb-free)

11SMX STANDARD FREQUENCIES

Frequency MHz	Frequency Designator	Max. Equivalent Series Resistance Ohms (Ω) ESR
24.000000	240	150
26.000000	260	150
32.000000	320	100
36.000000	360	100
38.400000	384	80
40.000000	400	80
48.000000	480	80