


## X3 Type 1.6 x 1.2 mm SMD Crystal

### FEATURE

- Typical 1.6 x 1.2 x 0.35 mm ultra thin ceramic package.
- 8 mm width Tape & Reel package for automatic assembly.
- Tight tolerance 10 ppm available.

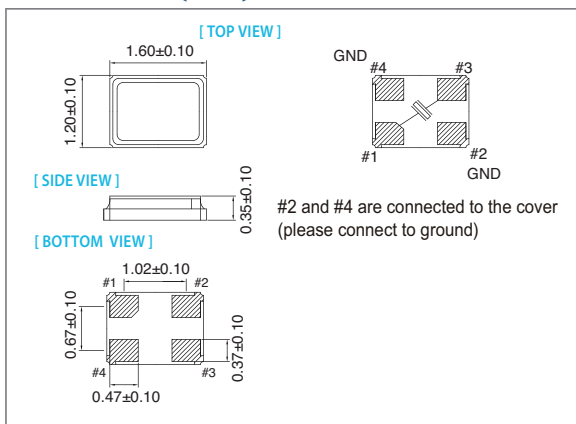
### TYPICAL APPLICATION

- Bluetooth, Mobile phone, Wireless LAN.
- Office Automation
- Audio & Video

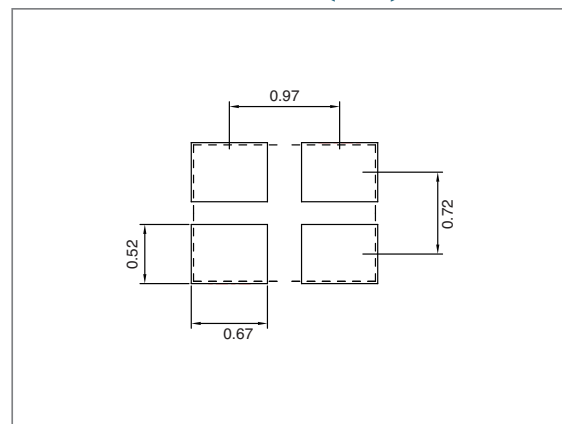


RoHS Compliant

### DIMENSION (mm)



### SOLDER PAD LAYOUT (mm)



### ELECTRICAL SPECIFICATION

Parameter	Min.	Typical	Max.	Unit
Storage Temp. Range	-40	-	125	°C
Standard Frequency	26,40			MHz
Level of Drive	-	10	200	μW
Shunt Capacitance (C0)	-	-	3.0	pF
Insulation Resistance	500MΩ @ DC100V	-	-	
Aging	±1.0 to ±3.0			ppm/year

Standard frequencies are frequencies which the crystal has been designed and does not imply a stock position.

### EQUIVALENT SERIES RESISTANCE(ESR)

Frequency Range	MODE	E.S.R.
24 MHz ≤ Fo ≤ 40 MHz	A1	<150Ω
40 MHz < Fo ≤ 54 MHz	A1	<100Ω

### FREQ. STABILITY vs. TEMP. RANGE

Temp.(°C)	ppm		
	±5	±10	±15
-10 ~ +60	△	○	○
-20 ~ +70	×	△	○
-40 ~ +85	×	×	△

\* O: Available △:Conditional X: Not available

### FREQ. STABILITY vs. WIDE TEMP. RANGE

Temp.(°C)	ppm			
	±15	±20	±30	±50
-40 ~ +105	△	○	○	○
-40 ~ +125	×	×	△	○

\* O: Available △:Conditional X: Not available

**Note: not all combination of options are available. Other specifications may be available upon request.**